



PHOTOSYNTHESIS™



Author: Hjalmar Hach
Illustrator: Sabrina Miramon


2 to 4 Players – 8 and up – 45-60 Minutes

INTRODUCTION

Several varieties of trees compete to grow and spread their seeds in the sunlight of this small, but fertile, forest. As each tree grows its leaves are touched by the sun's rays, collecting Light Points and casting shadows on the surrounding smaller trees. When a tree reaches the end of its life cycle, players win points proportional to the richness of the soil the tree was rooted in.

GAME COMPONENTS

- Illustrated Rules
- 1 Game Board
- 1 Sun Segment
- 4 Sun Revolution Counters
- 4 Player Boards
- 1 First Player Token
- 24 Scoring Tokens
- 4 Light Point Trackers
- 24 Seed Tokens (6 of each variety)
- 32 Small Trees (8 of each variety)
- 16 Medium Trees (4 of each variety)
- 8 Large Trees (2 of each variety)



OBJECT OF THE GAME

Using your light points, take your trees through their life cycles, from seedlings to fully grown. Then, collect Scoring Tokens with points proportional to the richness of the soil on which the trees grew.

SET-UP

- A** Set the main board in the center of the table.
- B** Give each player 1 Player Board, 1 Light Point Tracker, 6 Seeds, and 14 Trees: 8 small, 4 medium and 2 tall (matching the tree variety on their Player Board).
- C** Stack the Scoring Tokens in 4 piles (according to their shade of green and number of leaves) next to the board, in descending order so the highest scores are at the top of each pile.
- D** On each Player Board place 4 Seeds, 4 Small Trees, 3 Medium Trees, and 2 Large Trees on the corresponding open spaces. Then, set the Light Point Tracker on "0".
- E** Place the remaining 2 Seeds, 4 Small Trees, and 1 Medium Tree alongside each Player Board; these are the seeds and trees **available** to each player at the beginning of the game.
- F** The youngest player starts the game, making sure to take the First Player Token.
- G** Taking turns, players place 1 of their **available** Small Trees on a space of the external edge of the main board (the 1 leaf zone). Taking turns again, they place a second Small Tree. This will allow players to collect Light points during the first Photosynthesis Phase.
- H** Finally, place the Sun Segment on the sun symbol printed on the board (making sure there is enough space around the board to move the sun freely to each of the 6 positions). To keep track of the sun's revolutions, set the 1st, 2nd, and 3rd Revolution Counters on the edge of the board in numerical order. Unless playing the advanced version, leave the 4th counter in the box.

2 player game: Leave the 3 darkest green Scoring Tokens that have 4 leaves printed on them in the box, they will not be used. When players collect Scoring Tokens from the middle 4 leaf space, they instead take the tokens from the 3 leaf stack.



Example of a 4 player set up.

PLAYING A ROUND

In Photosynthesis, the goal is to maximize tree growth in the time it takes for the sun to circle the board three times. Each time the sun is in one position, a round is played. Each round has two phases:

1. **The Photosynthesis Phase** (collecting light points)
2. **The Life Cycle Phase** (taking actions using light points)

I - THE PHOTOSYNTHESIS PHASE:

The player with the First Player Token moves the Sun Segment clockwise, to the next angle on the hexagonal board (note: this step is skipped during the first round of the game). Light points are then counted based on the new position of the sun. **Players get light points for each tree that is not in the shadow of another tree** (see shadow sizes on the next page). Players add their light points to their Player Boards by moving the Light Point Tracker.

Light points accumulate from round to round, but a player may not have more than 20 light points at any given time. Any additional points earned are not scored, and cannot be used. Light points are scored as follows:

- ◆ A Small Tree scores 1 point
- ◆ A Medium Tree scores 2 points
- ◆ A Large Tree scores 3 points

No points are scored for seedlings.

Shadow sizes:

All trees cast a shadow onto trees that are the same size or smaller, on the side opposite the sun. A tree that is taller than a shadow-casting tree is not shadowed, and receives **full** light points. Trees in the shadow retain the ability to cast their own shadow, and trees may cast shadows on their own variety. The shadows are casted as follows, in straight lines corresponding to the arrows illustrated on the Sun:

- ◆ Small Trees cast a 1 space shadow
- ◆ Medium Trees cast a 2 space shadow
- ◆ Large Trees cast a 3 space shadow

In this example, the orange trees earn 4 light points, the blue trees earn 4 light points, the green trees earn 1 point, and the yellow tree earns 1 point.



2- THE LIFE CYCLE PHASE:

- ◆ Once all light points have been counted and scored, the round continues clockwise with whoever is in possession of the first player token. Players are then free to spend their light points on any number of actions, and can choose to exhaust their light points, or only use a portion of them (keeping those leftover for future rounds). Each player carries out all the actions they wish to do during their turn before it is the next player's turn.
- ◆ **Important: During their turn, a player cannot carry out more than one action on the same space on the main board. Once a player has acted upon a space on the main board, that space is considered activated and cannot be used again by this player on that turn.**

POSSIBLE ACTIONS

BUYING: Players can use their light points to purchase seeds or trees of any size from their Player Boards. The numbers next to them correspond to their value in light points. They must buy from the bottom of the board up, in any column (from the least to the most expensive). Once a player has bought the pieces needed, and subtracted the value in light points using the tracker, the pieces are moved to the **available** area next to the Player Board.

NOTE: The 2 Seeds, 2 Small Trees, and 1 Medium Tree left in the **available** area at the end of the set up are **available** to plant without buying, in future rounds. Any other seeds and trees a player wishes to use from their Player Board must be bought, and then placed in the **available** area.

PLANTING A SEED:

Players can plant a Seed around one or more of their trees, using one light point per Seed. A Seed from the available area can be planted at a distance that is determined by the size of the tree from which it originates. You can plant a seed in any direction, including nonlinear directions, as long as the spaces connect.

- ◆ One space from a Small Tree
- ◆ Up to 2 spaces from a Medium Tree
- ◆ Up to 3 spaces from a Tall Tree



Planting a seed activates the tree of origin's space, as well as the space the seed is placed on. Therefore during their turn a player cannot plant more than one Seed originating from the same tree. Additionally, they cannot grow a tree from one size to the next, and then plant a Seed using that same tree as its origin.

GROWING A TREE:

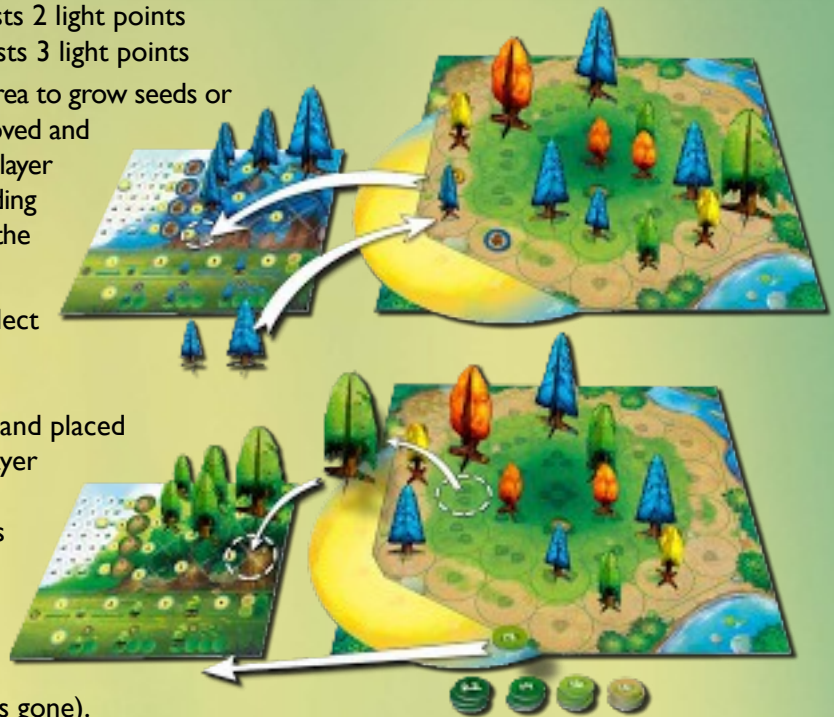

A seed or tree can be replaced only by a tree that is the next size up.

- ◆ Growing from a Seed to a Small Tree costs 1 light point
- ◆ Growing from a Small Tree to a Medium Tree costs 2 light points
- ◆ Growing from a Medium Tree to a Large Tree costs 3 light points

Players can only take new trees from their **available** area to grow seeds or trees on the main board. Trees and seeds that are removed and replaced from the main board are then placed on the Player Board, on the topmost available space. If no corresponding spaces are open, the trees or seeds are discarded into the box for the remainder of the game.

COLLECTING: Players can choose to collect Scoring Tokens by ending the life-cycle of their **Large** Trees. To do so costs 4 light points per Large Tree.

- ◆ The Large Tree is removed from the main board and placed on the topmost available space of the player's Player Board.
- ◆ The player then collects the Scoring Token that is on top of the pile that matches the soil type of where the Large Tree was rooted.
- ◆ If there are no tokens left in that pile, the player takes the top token of the next pile (Example: a player takes from the 2 leaf pile if the 3 leaf pile is gone).
- ◆ Once a tree has been collected, other players are free to plant in that space during that round.



Reminder: All of the above actions, except buying, activate a space on the main board (meaning you cannot act upon it again during your turn). This means that during your turn you **cannot**, for example, plant a seed and then grow it, grow a tree and then use it as a point of origin for a seed, use a tree as a point of origin for a seed and then grow it, or collect a tree and plant a seed in its space.

ENDING A ROUND

After all players have taken a turn, the First Player Token is passed on to the next player, clockwise, and a new round starts with the Photosynthesis Phase.

When the sun has completed one revolution around the board, the top token of the Sun Revolution Counter pile is drawn and placed in the box.

END OF THE GAME

The game ends when the sun has completed three revolutions around the board, and the last Sun Revolution Counter has been drawn. A full game is 18 rounds, with the last round occurring at the 6th position of the sun (the one before the sun symbol printed on the main board). Players then count the points on their Scoring Tokens. They also add 1 point for every 3 unused light points (0-2 light points do not score any extra points). The player with the most points wins the game. In the event of a tie, the winner is the player with the most seeds and trees on the main board. If there is still a tie, both players win.

ADVANCED VARIATION

Once the basic rules have been mastered and players are comfortable with them, you can try a more intense variation by choosing to apply one, or both, of the following rules:

- ◆ Include the 4th Sun Revolution Counter, giving the sun another revolution around the board.
- ◆ Players cannot plant a seed or grow a tree when that seed or tree is shadowed by another tree.

CREDITS:

Giovanni Intini, Riccardo Sandroni, Karim Khadiri, Angela Lovat, Isabella Fattori, Lorenzo "Lollo" Cudicio, Chiara Pezzi, Gabriele Zutton, Ivano Da Ronco, Pigiù, Roberto Pestrin, Federico Formentini, Davide Bardelli, Marco Piasentier, Filippo Bertolini, Carlo Burelli, Emanuele Degano, Quarta Dimensione (Udine), IdeaG. I would also like to thank Simon Le Minor for his sustained efforts, and for believing in this game, Sabrina Miramon for her breathtaking artwork, and Giovanni Bernardis for undertaking countless tests. I would finally like to give special thanks to Maurizio Vergendo who discovered this game and whose friendship was born from this experience.



Game created by Hjalmar Hach. © 2017 Blue Orange. All rights reserved for all countries. Photosynthesis and Blue Orange are trademarks of Blue Orange. Made in China. Distributed under license by Blue Orange USA, San Francisco, California, USA. Designed in France. www.blueorangegames.com



This document was created with the Win2PDF "print to PDF" printer available at <http://www.win2pdf.com>

This version of Win2PDF 10 is for evaluation and non-commercial use only.

This page will not be added after purchasing Win2PDF.

<http://www.win2pdf.com/purchase/>