

AGE 8+

DUNGEON MAYHEM

HOW TO PLAY

Dungeon Mayhem™ is a free-for-all battle for two to four players. Be the last player left standing and you win!

Play as one of four different characters. Each character's tricks, gear, and skills are represented by a deck of cards.

CONTENTS

- 4 hit point trackers
- 4 reference cards
- 4 hit point tokens
- 16 damage tokens
- Four 28-card decks

SUTHA THE SKULLCRUSHER	AZZAN THE MYSTIC	LIA THE RADIANT	ORIAJX THE CLEVER
BARBARIAN	WIZARD	PALADIN	ROGUE

THE FIRST TIME YOU PLAY

Pop the cardboard tokens out of the frame, then open both packs of cards and separate them by color.

GET READY

1. Choose one of the four character decks.
2. Take the hit point tracker, hit point token, and reference card that match your deck, and set them on the table in front of you.
3. Put a token on the number 10 on your hit point counter.
4. Shuffle the rest of your deck and put it on the table face down. Your play area should look something like this:



LET'S BATTLE!

Everyone draws three cards, and the youngest player goes first. Here's what to do on your turn:

1. Draw a card from your deck.
2. Play a card from your hand by putting it onto the table in front of you. Sometimes you can play more than one card in a turn, but you have to play at least one.



Check your reference card to decide which card you want to play. You can see what all the different cards do on the back of this sheet.

3. Put all the cards you played this turn into your discard pile unless they have the ♣ symbol on them. Cards with the ♣ symbol stay on the table in front of you until they are destroyed—then they also go to the discard pile.
4. Pass the turn to the player on your left.

Did you play all your cards?

If you don't have any cards left in your hand, congrats! Draw two more cards.

Did you run out of cards in your deck?

No problem! Just shuffle your discard pile and start your deck over again.



HIT POINTS

Each player starts the game with 10 hit points. Whenever you play a card that deals damage to another player, they lose hit points (unless they have a card with a ♣ symbol). When you take damage, move the token on your hit point tracker to show how many hit points you have left. If your hit points drop down to zero (the ♣ symbol), you're knocked out.

WINNING THE GAME


Use your cards to deal damage to your opponents, and try not to take any damage yourself. The game ends when only one player is still in the game. That player is the winner!

Sometimes a card can knock out many players at the same time. If no players are left in the game, then it's a tie—so get ready to battle again!

CARD TYPES




ATTACK

Attack cards do damage to your opponents, and each character has their own unique attacks.

When you play an Attack card, choose one player (or Defense card) as the target of that attack. That player loses one hit point for each  symbol on the card (unless they have a Defense card in play—see examples below).

DEFENSE

Defense cards protect you by taking damage for you. Here's everything you need to know about them:

- ◆ The number of  symbols on a Defense card is the amount of damage that card can take.
- ◆ When you play a Defense card, place it face up on the table in front of you. It stays there until it is destroyed.
- ◆ Put a damage token on one of the  symbols for each point of damage it takes. When there are no  symbols left, that card is destroyed and goes into the discard pile.
- ◆ You can have more than one Defense card protecting you, and Attack cards can't deal any damage to you until all your Defense cards are destroyed.
- ◆ If an attack card deals more than enough damage to destroy one of your Defense cards, any extra damage goes through to your other Defense cards. Once your last Defense card is destroyed, any extra damage goes through to you.


EXAMPLE 1



EXAMPLE 2




DRAW

Playing Draw cards lets you draw extra cards. When you play a Draw card, put one card into your hand for each  symbol on that card.





HEALING


Healing cards let you recover from damage. When you play a Healing card, you get one hit point back for each  symbol on that card.



PLAY AGAIN

Play Again cards let you play more cards on your turn. When you play a Play Again card, you can play one extra card for each  symbol on the card.

Remember, the extra cards you play for each  symbol can also be Play Again cards!

Your turn won't end until you have played a card for each  symbol on the cards you have used that turn. If you play all the cards in your hand before finishing your Play Again action, draw two more cards from your deck and keep going until you finish.

COMBINATIONS

Some cards have more than one kind of symbol on them. When you play one of those cards, you get to use all the different symbols!


MIGHTY POWERS


Each character has some special abilities that are unique to that character. When you play one of these cards, just do whatever the card says!

FREQUENTLY ASKED QUESTIONS

Q: Can I use healing cards to get more than 10 hit points?

A: No. Ten is the most you can have.

Q: If I play a card with a  symbol on it, do I have to play another card even if I don't want to?

A: Yes. You always have to play one card for each  symbol on the cards you have already played.

Q: If I use Azzan's mighty power to take a Defense card from another player, what happens if that player gets knocked out?

A: You keep that defense card in play until it is destroyed, then give it back to the knocked-out player.

Q: If I use Oriax's mighty power to steal and play a card from another player's deck, whose discard pile does that card go into?

A: The stolen card goes into the discard pile of the player you stole it from.

QUESTIONS?

Contact us: Support.Wizards.com

CREDITS

Lead Design: Jordan Comar, Roscoe Wetlawer
Additional Design: Mike Mearls, C.J. Prorise
Editing: Gregg Luben
Copy Editing: Katy Bowman
Illustration: Kyle Ferrin
Graphic Design: Trish Yochum
Art Direction: Emi Tanji
Creative Direction: Shauna Narciso

Production Management: Cynda Callaway,
Gretchen Tapp, Tom Wänerstrand
Producer: Dan Tovar
Packaging Design: Roni Ruggenberg
Prepress Management: Jefferson Dunlap
Brand Direction: Nathan Stewart
Brand Management: Shelly Mazzanoble
Playtest Coordination: C.J. Prorise, Dawson Hadaway





This document was created with the Win2PDF "print to PDF" printer available at <http://www.win2pdf.com>

This version of Win2PDF 10 is for evaluation and non-commercial use only.

This page will not be added after purchasing Win2PDF.

<http://www.win2pdf.com/purchase/>